

| | |
|---------------------|------------------|
| Part | Mounting Bracket |
| Code | BCTXA012901 |
| Mechanical Downtilt | 0- 10 ° |
| Rev. | A01 |

Installation Instructions

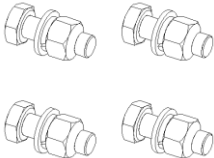
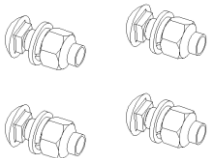
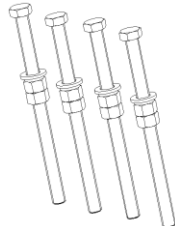
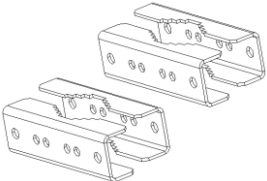
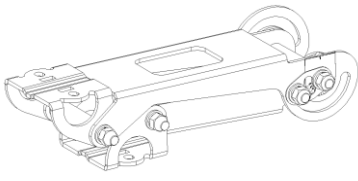
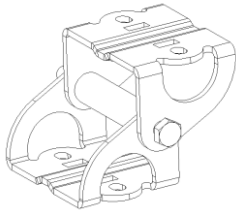
Note: Please read this manual before installation

1. Do not hold the connectors during handing process;
2. Avoid ports of unpacked antenna to collide with surrounding objects or ground;
3. Avoid antennas to collide with ground or tower in the lifting process;
4. Avoid construction in thunderstorms;
5. Stay away from high voltage lines as far as possible;
6. Ensure that the fasteners are assembled and tightened as required.

General Information for Mounting Bracket

| | | | | | |
|---|--------------|--------------------------------------|--------------------|------------|---------|
| Packing Weight | | 12.9 lbs [5.9kg] | | | |
| Packing Size | | 12.5x7.5x5.5 inch [320 x 190 x140mm] | | | |
| Material | Fixed Clamp | Hot-dip galvanized steel [SS400] | | | |
| | Bolts & Nuts | SUS304 | | | |
| Mounting Pole Diameter | | Ø1.97~4.53 inch [Ø50.0~115.0mm] | | | |
| Bolts/Nuts | | Required Tool | Recommended Torque | | |
| M8 Square neck bolt (to attach bracket onto the back of an antenna) | | 13mm spanner | 122 kgf.cm | 106 lbf.in | 12 Nm |
| M8 Hex bolt (Back support fixation) | | | | | |
| M10 Hex bolt (to mount a bracket to the pipe) | | 16mm spanner | 350 kgf.cm | 304 lbf.in | 34.5 Nm |

Configuration table

| | | |
|---|---|---|
| 1# M8X1.25X25 hex bolt 4PCS | 2# M8X1.25X25 Square neck bolt 4PCS | 3# M10X1.5X200 hex bolt 4PCS |
|  |  |  |
| 4# Pipe mount 4PCS | 5# fixed clamp top 1PCS | 6# fixed clamp bottom 1PCS |
|  |  |  |

| | |
|---------------------|------------------|
| Part | Mounting Bracket |
| Code | BCTXA012901 |
| Mechanical Downtilt | 0- 10 ° |
| Rev. | A01 |

Antenna Installation Guide

